




ROYAL RANGERS LEADERS

ДИПАТЧ



Spring 1974

DISPATCH

Volume X Number 3
SPRING 1974

SILAS GAITHER
*National Director
Church Ministries*

GLEN B. BONDS
*Secretary
Men's Department*

JOHNNIE BARNES
*National Commander
Royal Rangers*

DON FRANKLIN
*National Training &
Promotional Coordinator*

JOHN ELLER
EDITOR

ELTON BELL
*National NTC
Representative*

WES KILCREASE
*National President
Aides-de-Camp*

JOHN ELLER
*National President
Frontiersmen Camping
Fraternity*

DISPATCH is a quarterly publication issued by Royal Rangers, a section of the Men's Department of the Assemblies of God, 1445 Boonville Ave., Springfield, MO 65802. Subscription price (U.S.) \$1.00 per year. Second Class postage paid at Springfield, MO.

INTRODUCING OUR NEW EDITOR

We are happy to introduce John Eller, the new editor of Dispatch.

John has been active in the Royal Rangers program almost from its beginning. He was the first pastor to complete the Leadership Training Course, and achieve training chief status. He has been active in such capacities as, Pow-Wow speaker, NTC staff, convention speaker, and banquet speaker. He has filled many leadership positions and has served with distinction for the past four years as the national President of FCF.

His editorial experience goes back many years and involves many publications. He has authored two Royal Rangers books, "Campfire Songs," and "Devotions for Boys." For the past three years he has served as contributing editor of High Adventure magazine, submitting the regular feature, "The Exciting World of Nature," as well as many other exciting adventure stories.

John is the former District Youth Director of the Southern Missouri District, and now serves as pastor of the First Assembly of God in Milan, TN.

His editorial ability, dedication, loyalty and enthusiastic participation in all levels of the Royal Rangers program well qualifies him in his new role as editor of "Dispatch."

Johnnie Barnes—National Commander.



JOHN ELLER
NEW EDITOR

**FIRST
ROYAL RANGERS
NATIONAL**

CAMPORAMA

**USAF ACADEMY
COLORADO**

AUGUST 20-24, 1974

3 DAYS AND NIGHTS



CONTACT DIST. COMMANDER

MARCH

PLANNING GUIDE

FIRST WEEK	WEEKLY THEME AERO-DYNAMICS Pages 18-19 Air-Sea-Trail Handbook	WEEKLY PROGRAM FEATURE 1. History of flight 2. Importance of the airplane 3. Famous airplanes	SPECIAL ACTIVITIES 1. Visit an airport 2. Arrange for group flight (Parental consent) 3. Visit Civil Air Patrol Unit	PROJECTS & RESOURCE 1. Secure an airplane poster for Outpost meeting room Write: Book Division 44 Hillside Ave. Manhasset, NY 11030 Ask about Aviation Chart
SECOND WEEK	WEEKLY THEME AERO-DYNAMICS Pages 22-35 Air-Sea-Trail Handbook	WEEKLY PROGRAM FEATURE 1. Instrument panel of an airplane 2. Duties of an airplane pilot 3. Opportunities in the U.S. Air Force	SPECIAL ACTIVITIES 1. Tour an airplane 2. Visit a U.S. Weather Station 3. Fly a kite	PROJECTS & RESOURCE 1. Paper airplane contest: For distance, aerobatics & duration See: TIME Magazine March 3, 1967 issue 2. Invite local AF Recruiter to speak to outpost
THIRD WEEK	WEEKLY THEME MUSIC Royal Rangers Campfire Songbook	WEEKLY PROGRAM FEATURE 1. Music as a universal language 2. Describe music of the pioneers 3. Music in worship (historical and present day)	SPECIAL ACTIVITIES 1. Bring musical instruments to meeting 2. Organize a Royal Rangers Band 3. Select a Bugler for camp-outs	PROJECTS & RESOURCE 1. Encourage boys to learn camping & hiking songs Other resources: *BSA Chorus book *Cowboy & Western Songs by Austin & Alta Fife
FOURTH WEEK	WEEKLY THEME FRONTIERS-MEN CAMPING FRATERNITY FCF Handbook	WEEKLY PROGRAM FEATURE 1. Explain purpose of FCF 2. Requirements for membership 3. Levels of Advancement	SPECIAL ACTIVITIES 1. Decide upon eligible candidates for FCF 2. Contact District Commander for FCF entry blanks 3. Encourage advancement among boys & leaders	PROJECTS & RESOURCE 1. Prepare Indian artifacts display 2. Demonstrate how to cut & stitch leather 3. Prepare a banner using your District FCF Chapter name See: The Golden Book of Crafts by W. Ben Hunt

APRIL

PLANNING GUIDE

FIRST WEEK	WEEKLY THEME TRAVEL PLANNING Page 132 of Leaders Manual	WEEKLY PROGRAM FEATURE 1. How to read timetables for trains, buses, airplanes 2. How to plan for trip emergencies 3. Automobile emergency equipment	SPECIAL ACTIVITIES 1. Show boys how to change an automobile tire 2. Demonstrate proper hood check; oil, transmission fluid, battery, etc. 3. Explain what may be wrong in minor breakdowns	PROJECTS & RESOURCE 1. Visit an automobile garage 2. Collect maps of your geographical region 3. Assign different boys to figure costs of trips of varying distance
SECOND WEEK	WEEKLY THEME THE CROSS OF CHRIST Pages 64-72, Adventures in Camping	WEEKLY PROGRAM FEATURE 1. Explain how the cross was constructed 2. Tell how & why Christ was crucified 3. Remind the boys we must also bear our cross for Him	SPECIAL ACTIVITIES 1. Practice sessions on lashing 2. Select woods most likely to endure stress 3. Demonstrate advantages and disadvantages of different twine & rope	PROJECTS & RESOURCE 1. Cut or select wood for a cross 2. Lash & erect a suitable location with colored floodlight 3. Plan songfest at cross before Easter Resource: Hymns of Glorious Praise
THIRD WEEK	WEEKLY THEME HELPING THE HANDICAPPED	WEEKLY PROGRAM FEATURE 1. Use Bible story of someone deaf or blind 2. To illustrate, ask boys to close eyes & stop ears 3. Jesus heals some—others must have our help	SPECIAL ACTIVITIES 1. Ask the pastor for a list of shut-ins 2. Have a handicapped person speak to outpost 3. Plan for a Seeing-Eye dog demonstration	PROJECTS & RESOURCE 1. Assign each boy to contact a shut-in 2. Make an attic drive for your local Handicapped Industry Resource: ● Encyclopedia Brittanica ● Talking to the Deaf, GPH
FOURTH WEEK	WEEKLY THEME NATIONAL YOUTH WEEK April Issue, Youth Alive Hisway magazine	WEEKLY PROGRAM FEATURE 1. What the Bible says about youth 2. Youth and education 3. Youth and the future	SPECIAL ACTIVITIES 1. Visit local CA meeting in uniform 2. Invite local Missionettes for games or refreshments 3. Secure the local CA President to speak to Outpost	PROJECTS & RESOURCE 1. Write a report of Outpost Youth Week activities 2. Ask pastor to include your outpost in any release to local newspapers on Youth Week
FIFTH WEEK	WEEKLY THEME MISSIONS Page 68 of Royal Rangers Devotions for Boys	WEEKLY PROGRAM FEATURE 1. Jesus commanded that missionaries go forth 2. Paul was a missionary 3. Missionaries brought Gospel to America	SPECIAL ACTIVITIES 1. Secure Missionary Prayer List from Foreign Missions Department in Springfield 2. Write Home Missions for a needy Indian project 3. Ask local Missions Secretary for a list of Missionaries your church supports	PROJECTS & RESOURCE 1. Receive a "copper offering" for the American Indians 2. Have special prayer for missionaries your church supports 3. Mark a world map showing where your church supports missionaries

MAY

PLANNING GUIDE

FIRST WEEK	WEEKLY THEME CAMPING Preparation (See Adventures in Camping)	WEEKLY PROGRAM FEATURE 1. Proposed schedule of camp activities local-sectional district 2. Distribute printed schedules & details	SPECIAL ACTIVITIES 1. Check all existing equipment for repairs 2. Demonstrate proper care of equipment	PROJECTS & RESOURCE 1. Advise Outpost Council of equipment needs 2. Secure new equipment where needed 3. Ask that a notice be run in church bulletin Resource: Ranger Joe's 1006 Broadway Columbus, GA 31901
SECOND WEEK	WEEKLY THEME CAMPING Firecraft (Pages 7-16, Adventures in Camping)	WEEKLY PROGRAM FEATURE 1. Preparing for a fire 2. Kinds of fires & their uses 3. Lighting & extinguishing fires 4. Care of matches	SPECIAL ACTIVITIES 1. Demonstrate flint & steel 2. Demonstrate Metal Match 3. Demonstrate Safety & precaution	PROJECTS & RESOURCE 1. Lash a tripod 2. Make a waterproof match container of bamboo & cork 3. Build a reflector fire Resource: BSA Fieldbook
THIRD WEEK	WEEKLY THEME CAMPING Cooking (Pages 33-35, Adventures in Camping)	WEEKLY PROGRAM FEATURE 1. Menu planning 2. Cooking methods 3. Seasoning of food 4. Serving food 5. Clean up	SPECIAL ACTIVITIES 1. Plan a special cookout using various techniques 2. Point out the do's & don'ts of cooking food	PROJECTS & RESOURCE 1. Secure camp food chest (Chuck Wagon) 2. Lash rustic, functional camp furniture 3. Order samples of trail foods Resource: Chuck Wagon Foods Micro Drive Woburn, Mass. 01801
FOURTH WEEK	WEEKLY THEME CAMPING Sanitation (Pages 37-57, Adventures in Camping)	WEEKLY PROGRAM FEATURE 1. Food storage 2. Dishwashing 3. Garbage disposal 4. Showers & latrines 5. Personal hygiene 6. Basic First-Aid	SPECIAL ACTIVITIES 1. Demonstrate preparation of trail & natural foods 2. Practice search & rescue techniques	PROJECTS & RESOURCE 1. Lash shower & Latrine materials 2. Replenish Outpost First-Aid kit 3. Sharpen shovels & other camp tools

THE OUTPOSTER



1974 TRAINING OPPORTUNITIES

NTT Ozark Mountain, MO May 1-4
NTC Central, Marshfield, MO May 22-25

NTC Southwest May 22-25

NTC American River, WA July 17-20

NTT High Sierra, CA July 10-13

NTC N.E., Sherburne, NY Sept. 11-14

NTC Great Lakes, Gaylord, MI Sept. 4-7

NCE Ely, MN Sept. 10-14

NTC S.E., WOW Camp, Gainesville, GA Sept. 25-28

NTT Adirondack Trail, Bakers Mills, NY Oct. 2-5

NTT Appalachian Trail, Hiawassee, GA Oct. 9-12

Note: National Training Trails and the National Canoe Expedition are only open to graduates of a National Training Camp.

FOR FURTHER INFORMATION:

ROYAL RANGERS
1445 Boonville Ave.
Springfield, MO 65802

CAN'T BEAR IT

Hikers on the Great Divide Trail in the Canadian Rockies sometimes tie small bells on their packs so grizzly bears will hear them coming. Most bears avoid humans, and the bell serves as a warning.

THE WHOOPER IS COMING BACK!

According to recent government wildlife reports, North America's largest bird, the whooping crane, is winning its battle for survival. On the verge of extinction in the 1940s, the whooper population in the wild now numbers about 60. Their low point was when only 14 were counted in their special refuge area on the Texas Gulf Coast.










Standing five feet tall or more, with a crimson crown, the whooping crane, known for its ringing, bugle-like call, is pure white except for black-tipped wings.

RETURN OF THE BUFFALO

Land and resource management were still in the future when the last of the buffalo herds vanished. Today, thanks to conservation and environment control, the bison is returning. Several managed herds now number in the hundreds.



Tree Key

Needle/scaly		Pines/Spruces/Cedars
Flat/varying breadth		Broadleaf/Gums
Simple/not divided		Willows/Maples
Smooth edges		Magnolias/Laurels
Edges toothed		Elm/Holly/Birch
Lobed & toothed with acorn		Beech/Oaks
Lobed or toothed & lobed: no acorn		Sassafras/Sycamores
Compound leaves		Hickory/Walnut/Ash
Featherlike		Pecan/Sumac
Fingerlike		Buckeye/Horsechestnut



SEND TODAY FOR FREE CATALOG

Frontier Supply House



P. O. Box 470
Milan, Tennessee 38358
(901) 686-1185

OUTPOST DEVOTIONS



BIBLICAL

A GOOD WITNESS

(By Otis Vandenburg, Carlsbad, CA)

Scripture: Mark 16:15

It is not enough to preach. Jesus said we must preach the *Gospel*. It means "good news." Jesus died for the sins of the world, and was raised again on the morning of the third day. He is alive today, waiting to receive all who come to Him.

The Gospel is not complicated. God has made the way very plain (Isaiah 35:8). We are commissioned to take this simple plan of Salvation to those on our street, our town, and our world. Everyone who hears it must be challenged to believe.

We are the ones who must go. We cannot leave it all to our ministers and missionaries. Each of us must become involved in soul-winning.

Closing ceremony: Ask each boy to think of someone he knows who is unsaved. Then join in prayer together for their Salvation.

LIGHT OVER DARKNESS

(By James Boyd, Carlsbad, CA)

Equipment: A flashlight and brown paper bag. And a volunteer Ranger.

Fellows, the Bible teaches that as Christians, we should be lights to the world (1 John 1:7). It is therefore important that we walk in the light of the Lord Jesus.

We will now place this paper bag over the head of our volunteer, and he becomes as one who walks in darkness. (Instruct the boy to wander around the room.)

Now, we will turn off the lights and give another Ranger a flashlight which he will turn on. Observe the boy with

the light can find his way.

We will now remove the paper bag so that everyone can see.

Closing ceremony: Before turning on the room lights, ask the boys to gather around the one with the flashlight. Shine the light onto the ceiling, and, with eyes open and heads raised, ask the Lord to continue His light upon our lives.

THE SALT OF THE EARTH

(By Don Franklin
Springfield, MO)

Equipment: One salt shaker.

After reading Matthew 5:13, discuss the concept of salt and its functions.

Boys, you all know what salt is like—its color and taste. Here—take a little. Taste it. Look at its pure, white color. It is distinctive, isn't it? There's nothing like it!

The pure whiteness of salt represents the purity that is imparted to us when we are "washed by the blood of Jesus" when we get saved. His blood that was shed on Calvary is the cleansing agent that washes away our sins when we become saved. That is why we say, "saved through the blood of Jesus," or "we are washed in the blood." Then, after His cleansing of our sin-blackened hearts, we become as "white as snow" (or this white salt).

Salt is of no value if it has lost its flavor. And, so it is with our lives if we lose our Christian "flavor" or identity. Our good, Christian influence would be lost if we "lost our flavor."

Useless salt and useless Christians have much in common—they are "good for nothing," as the Scripture indicates.

How can we "re-flavor" our lives if we have "lost our flavor"? By developing a strong, consistent prayer life, by reading the Bible every day, and by being faithful in our church attendance.

Boys, let's not be "good-for-nothings"—let's all be "the salt of the earth!"

NATURAL

THE OLD GRAY MARE

(By Rudolfo Perez, San Gabriel, CA)

There was a boy who loved to visit his grandfather on the ranch each summer. The boy had a favorite horse which belonged to his grandad and he rode that horse every chance he got. He loved that horse.

One day the boy heard that his grandfather had sold his favorite horse to a rendering plant, sometimes called a slaughterhouse. (Explain). Immediately the boy asked his grandad which rendering plant he sold the horse to, but the old man could not remember which one.

The boy frantically began to call each rendering plant in the area, and, after a great amount of searching finally discovered which plant had the favorite old horse.

The boy asked the man in charge if he could buy the old horse. The man said, "Well, sure, if you want to, but that old horse is too old to be of any use—if you want a good horse we have some real young ones, good ones..." But the boy insisted that he wanted that particular old horse, the one he loved with a steadfast affection. The man in charge couldn't understand why the boy was so attached to that old horse, why he was so "special" to that boy.

Boys, love makes people do strange but beautiful deeds! You see, Christ gave more than money—He gave *love*. There is no real way of explaining love and why it makes people do the good things they do because of it, but love sent Jesus to the cross for us. Love urged Him to give His life for us. And even while we were yet sinners, the amazing love of Jesus enabled Him to die for us so that we might be set free from the bondage of sin.

Yes, boys, love is a strange and yet wonderful thing. And the love of Jesus is available to you right now, right here. Won't you come to Him, now?

BALANCED CHRISTIANS

(By David Pitt, Santa Barbara, CA)

How many of you can ride a bike?

(Wait for answers.) Well, all of you, right?

Well, how do you ride a bike? First you sit on it and then put your feet on the pedals and your hands on the bars and then what? You push off and pedal. Sounds easy, doesn't it? When you were little and just learning to ride, you didn't just get on the bike and ride, did you? (No.) It took practice and experience to get your balance. Balance is the key to the whole art of riding a bike. Balance is also a key to a successful Christian life.

If you are going to be a success as a Christian, you must have a balance between Bible study, prayer, and witnessing. If you try to witness to someone without prayer or Bible study, you will fall flat on your face. Yes, boys, *balance is the key* to an even Christian life.

PALM TREE CHRISTIANS

(By Warren Bebout,
Morro Bay, CA)

Introduction—Fellas, God compares His people to trees, palm trees. There are an estimated 4,000 different species of palm trees. We are going to discuss the date palm this evening.

Presentation—

1. The palm tree is noted for its deep roots. (John 4:14.) If we are well grounded in the Word of God, we will have deep roots also.
2. The palm tree is an evergreen tree. A true Christian should never "change his color" either. He should remain a true-blue follower of Christ.
3. The palm tree will grow in the desert. (Jer. 17:7-8.) We as Christians should be "ready" to live for Christ wherever we are. We should be able to withstand anything.
4. The palm tree bears sweet fruit. (Matt. 7:17, 18, 20.) We as Spirit-filled Christians should possess and practice the fruit of the Spirit in our lives. We should be sweet fruit-bearers for Christ.
5. The palm tree is a symbol of victory. If we live close to Jesus Christ our Master Ranger, we will have and live a victorious life over Satan and sin.

So fellas, let's try to be "Palm Tree Christians" and apply these Bible truths to our own hearts and lives today.

OBJECT LESSONS

HELPING HANDS

(By Lewis Brecht
Millville, NJ)

Equipment: One set of plaster of paris "praying hands."

Boys, what do I have in my hand? Yes, it is a plaster-cast pair of hands. These represent a very special pair of hands. Would you like to hear about them?

Many years ago two young men decided to learn the art of sculpturing. The training was long and slow. Finally, the younger of the two made an offer: "As you are older and more advanced, I will work and support you during your training." So, it was agreed.

Many years passed, with fame and prosperity long in coming. Finally, the time came when the younger man's turn came to study, but he found that those nimble fingers had lost their sensitivity and nimbleness. They seemed to be "all thumbs." The hard labor and age had taken their toll.

His friend, seeing and realizing this and the disappointment and discouragement that followed, decided to make a memorial to his dear friend.

Using the crippled hands as his model he copied them in great detail and then dedicated the resulting sculpture to his friend.

Just as this man dedicated himself to the education of his friend, losing his own income opportunities because of his sacrifice, so, also has Jesus Christ offered Himself as a sacrifice for us. He became our substitute on the cross of Calvary. He absorbed the suffering of the cross for our benefit. Jesus died that we might live!

AESOP FABLE

(By Dan Garlock)

Scripture: Matthew 12:25

Equipment: Bundle of sticks, one for each boy. Each stick should be 12" long and $\frac{1}{2}$ " in diameter. Pencil for each boy.

Many years ago a wise man named Aesop wrote many fables. One of them concerned a man with a quarrelsome

family. Calling his sons to him, he produced a bundle of sticks and challenged each one to break them. None of them was able.

Then the father untied the bundle and gave a stick to each son which they broke easily. (Demonstrate.)

The father continued, "My sons, as long as you remain united, you are a match for your enemies. But when you argue and disagree, you will be overcome."

There is union in strength. Our Lord Himself said a house divided against itself cannot stand.

Let's decide tonight we're going to "stick together!"

Closing ceremony: Give each boy a stick and a pencil with which to sign his name on it. Gather the sticks again and tie into a bundle. Close with a prayer of dedication. Hang sticks in room.

HAMMER & SAW

(By B. M. Eller, Milan, Tenn.)

Equipment: Hammer & saw.

A hammer is a very useful tool: To hang pictures, repair door facing, or attach two boards.

Hammers come in various sizes: small ones for delicate jobs, medium-sized for in-between chores, and sledge hammers for king-sized operations.

Boys come in different sizes, too. Size is unimportant if we are "Ready when the Master calls."

A saw is also a handy tool. A carpenter could not build a house without a saw to cut boards in two. Jesus, the Master Carpenter, is building a Temple. He needs "saws" to help Him!

What a contrast! The hammer and the saw! Did you ever try to drive a nail with a saw? Of course not! And who could sever a board with a hammer? One can't do the other's job. Each must do his own.

A carpenter's tool box is incomplete without a hammer and a saw. He needs both. So does the Lord. Everyone can't be a hammer—some must be saws. God has a place in His kingdom for each one.

Closing ceremony: Have boys clinch one fist. "Hammer" into open palm as they repeat the Royal Rangers Code.

PATROL EQUIPMENT CHEST

PIONEER TOOLS

- Large Axe
- Spade
- Shovel (folding)
- Hand Axe (2)
- Bow Saw
- Hammers 1 Large
 1 Small
- Screwdriver
- Pliers
- Hunting Knife
- Flashlight
- Gallon can (garbage burning)

EXPENDABLE SUPPLIES

- Plastic - black or clear
- Rope - polyester
- Twine - white
- String
- Wire
- Nails
- Screws
- Needle & Thread
- Sandpaper
- Toilet Paper
- Aluminum Foil
- Paper Towels
- Plastic Bags (garbage and trash)

COOKING UTENSILS

- Water Can
- Water Bucket
- Fire Bucket
- Grill
- Griddle
- Fire Irons
- Cook's Tools Spatula
 Fork
 Spoon
 Ladle
 Strainer
- Oven Mitten
- Can Opener
- Gallon Can (water)

WATERPROOF CAN


- Matches
- Candles
- First Aid Kit
- Halozone Tablets
- Bouillon Cubes
- Sugar
- Salt
- Pepper
- Compass
- Whistle
- PATROL FLAG



KANSAS CITY AREA
ROYAL RANGER LEADERS
9904 E. 79TH PLACE
KANSAS CITY, MO. 64138

IDEAS

For Leaders



I SAIL MY SHIP

(Submitted by Aaron Rich,
Wilmington, CA)

Divide the boys into two groups. Choose a captain for each. Inform only the captains what you are doing.

The captain of the first group says: "I sail my ship with apples." The other captain says, "I sail my ship with salt." (The secret of the game being the next boy must sail with an object beginning with the last letter of the previous article.)

Those who have not caught on after three misses must sit out the rest of the game.

TOOTHPICK DERBY

(Submitted by Thelma Guminsky,
Long Beach, CA)

Assemble two lines of boys, each with a toothpick in his mouth. At the start of each line, place a lifesaver on the toothpick. On signal, the boys pass the candy lifesaver along on their toothpicks. The winning team is rewarded with lifesavers. The losing team receives extra toothpicks.

EAGLE EYE

(Submitted by Otis Vandenberg,
Carlsbad, CA)

Everyone is asked to leave the meeting room while one player stays behind to "hide" a small object in plain view.

When the other players return, each sits down as he recognizes the object without giving the others clue. The last one seeing the object hides the next one.

RELAY CHARADES

(Submitted by Ralph Bucher)

Divide boys into two teams. The leader writes out two separate, but similar, sets of charade subjects on slips of paper. A

player from each team steps forward, accepts a slip of paper, and then acts out the charade to his team. As soon as his team guesses correctly, another player secures another slip.

Plan as many subjects as players on one team, giving each a chance. The first team to guess all subjects wins.

CATCH THE FISHTAIL

(Submitted by Warren Bebout,
Morro Bay, CA)

Have the Rangers line up in single file, holding each other around the waist. The first boy is the fish's head; the last boy is the tail. On signal, the head tries to catch the tail while the tail avoids being caught. All must continue to hold on to each other. The longer the fish, the better.

GAME OF TAILS

(Submitted by Warren Bebout,
Morro Bay, CA)

Equipment needed: Old neckties or pieces of rope for each player.

Divide into teams or patrols. Have each boy tuck a necktie or piece of rope loosely in the back of his belt. Spread the groups apart. On signal, attempt to capture "tails" begins. Anyone losing his "tail" is "dead." The side that captures the most tails wins.

This game may be played in the open, but is best suited as a stalking game where brush affords cover. The captured tails should be tied around the waists of the captives to identify them.

CAT AND BAT

(Submitted by Warren Bebout,
Morro Bay, CA)

Equipment needed: 2' length of broom stick (bat); 6" length of broom stick (cat); a narrow trench 4" deep and the length of the bat.

Have the players number off to determine the batting order. Start the game by laying the "cat" across the trench. Have the first player place one end of the "bat" under the "cat" and propel it as far as he can toward the other players. If the cat is caught, the batter is "out," and the player making the out becomes the batter.

BALLOON RACE

(Submitted by James Yates)

Each player is given a blown-up balloon. On hands and knees at the starting line, they must push the balloons ahead with their noses. The first one to the finish line and back is the winner.

PLANTS THAT POISON

HOUSE PLANTS

Plant	Toxic Part	Symptoms
Hyacinth, Narcissus, Daffodil	Bulbs	Nausea, vomiting, diarrhea. May be fatal.
Oleander	Leaves, Branches	Extremely poisonous. Affects the heart, produces severe digestive upset and has caused death.
Dieffenbachia (Dumb cane)	All parts	Intense burning and irritation of the mouth and tongue. Death can occur if base of the tongue swells enough to block the air passage of the throat.
Elephant ear		
Rosary pea, Castor bean	Seeds	Fatal. A single rosary pea seed has caused death. One or two castor bean seeds are near the lethal dose for adults.
Poinsettia	Leaves	Fatal. One leaf can kill a child.
Mistletoe	Berries	Fatal. Both children and adults have died from eating the berries.

FLOWER GARDEN PLANTS

Larkspur	Young plant, Seeds	Digestive upset, nervous excitement, depression, May be fatal.
Monkshood	Fleshy roots	Digestive upset and nervous excitement.
Autumn crocus, Star-of-Bethlehem	Bulbs	Vomiting and nervous excitement.
Lily-of-the-valley	Leaves, Flowers	Irregular heart beat and pulse, usually accompanied by digestive upset and mental confusion.
Iris	Underground stems	Severe, but not usually serious, digestive upset.
Foxglove	Leaves	One of the sources of the drug digitalis, used to stimulate the heart. In large amounts, the active principles cause dangerously irregular heartbeat and pulse, usually digestive upset and mental confusion. May be fatal.
Bleeding heart (Dutchman's breeches)	Foliage, Roots	May be poisonous in large amounts. Has proved fatal to cattle.

VEGETABLE GARDEN PLANTS

Rhubarb	Leaf blade	Fatal. Large amounts of raw or cooked leaves can cause convulsions, coma, followed rapidly by death.
---------	------------	--

ORNAMENTAL PLANTS

Daphne	Berries	Fatal. A few berries can kill a child.
Wisteria	Seeds, Pods	Mild to severe digestive upset. Many children are poisoned by this plant.
Golden chain	Bean-like capsules in which the seeds are suspended	Severe poisoning. Excitement, staggering, convulsions and coma. May be fatal.
Laurels, Rhododendron, Azaleas	All parts	Fatal. Produces nausea and vomiting, depression, difficult breathing, prostration and coma.

Yessamine	Berries	Fatal. Digestive disturbance and nervous symptoms.
Lantana camara (red sage)	Green berries	Fatal. Affects lungs, kidneys, heart and nervous system. Grows in the southern U. S. and in moderate climates.
Yew	Berries, Foliage	Fatal. Foliage more toxic than berries. Death is usually sudden without warning symptoms.

TREES AND SHRUBS

Wild and cultivated cherries	Twigs, Foliage	Fatal. Contains a compound that releases cyanide when eaten. Gasping, excitement, and prostration are common symptoms that often appear within minutes.
Oaks	Foliage, Acorns	Affects kidneys gradually. Symptoms appear only after several days or weeks. Takes a large amount for poisoning. Children should not be allowed to chew on acorns.
Elderberry	Shoots, Leaves, Bark	Children have been poisoned by using pieces of the pithy stems for blowguns.
Black locust	Bark, Sprouts, Foliage	Children have suffered nausea, weakness and depression after chewing the bark and seeds.

PLANTS IN WOODED AREAS

Jack-in-the-pulpit	All parts, especially roots	Like dumb cane, contains small needle-like crystals of calcium oxalate that cause intense irritation and burning of the mouth and tongue.
Moonseed	Berries	Blue, purple color, resembling wild grapes. Contains a single seed. (True wild grapes contain several small seeds.) May be fatal.
Mayapple	Apple, Foliage, Roots	Contains at least 16 active toxic principles, primarily in the roots. Children often eat the apple with no ill effects, but several apples may cause diarrhea.

PLANTS IN SWAMP OR MOIST AREAS

Water hemlock	All parts	Fatal. Violent and painful convulsions. A number of people have died from hemlock.
---------------	-----------	--

PLANTS IN FIELDS

Buttercups	All parts	Irritant juices may severely injure the digestive system.
Nightshade	All parts, especially the unripe berry	Fatal. Intense digestive disturbances and nervous symptoms.
Poison hemlock	All parts	Fatal. Resembles a large wild carrot. Used in ancient Greece to kill condemned prisoners.
Jimson weed (thorn apple)	All parts	Abnormal thirst, distorted sight, delirium, incoherence and coma. Common cause of poisoning. Has proved fatal.



“Daddy,
what would
happen to
me if
you died?”

You can care for your children and the ministry of Royal Rangers. Just complete the following coupon for information on making a Christian will.

NAME

ADDRESS

CITY STATE ZIP

BIRTHDATE PHONE

MAIL TO: JOHNNIE BARNES
ROYAL RANGERS
1445 Boonville
Springfield, Mo. 65802